

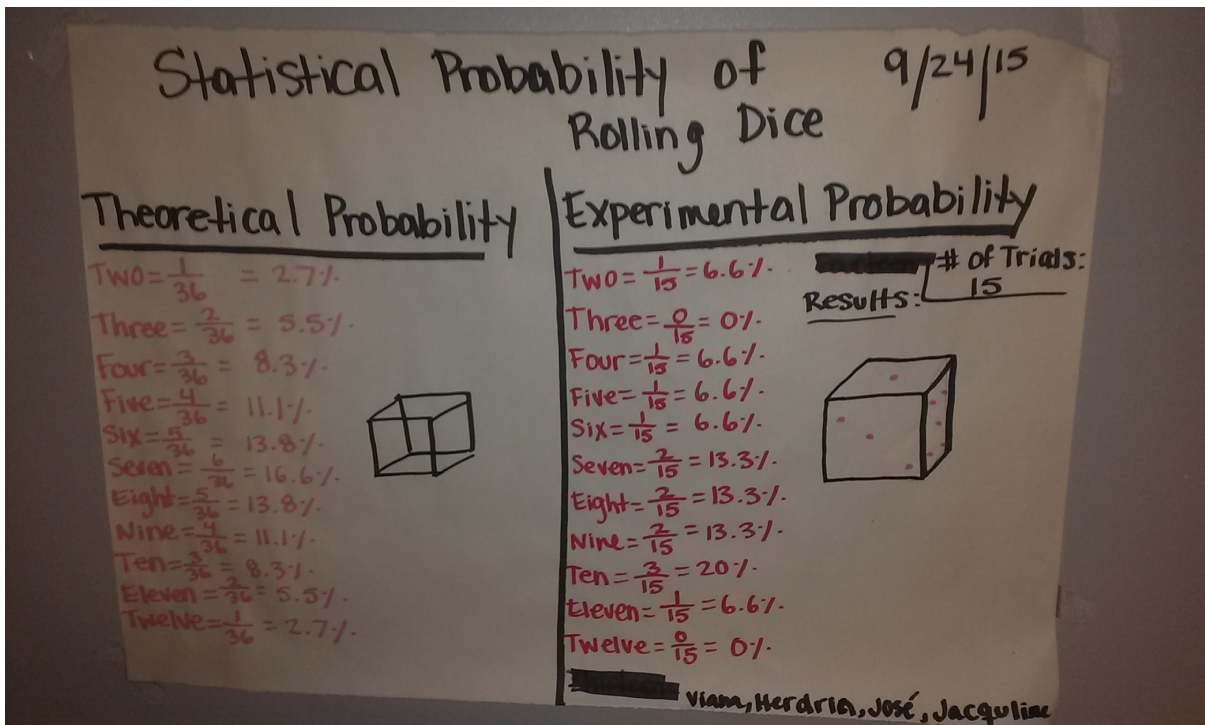
**From Leo:**

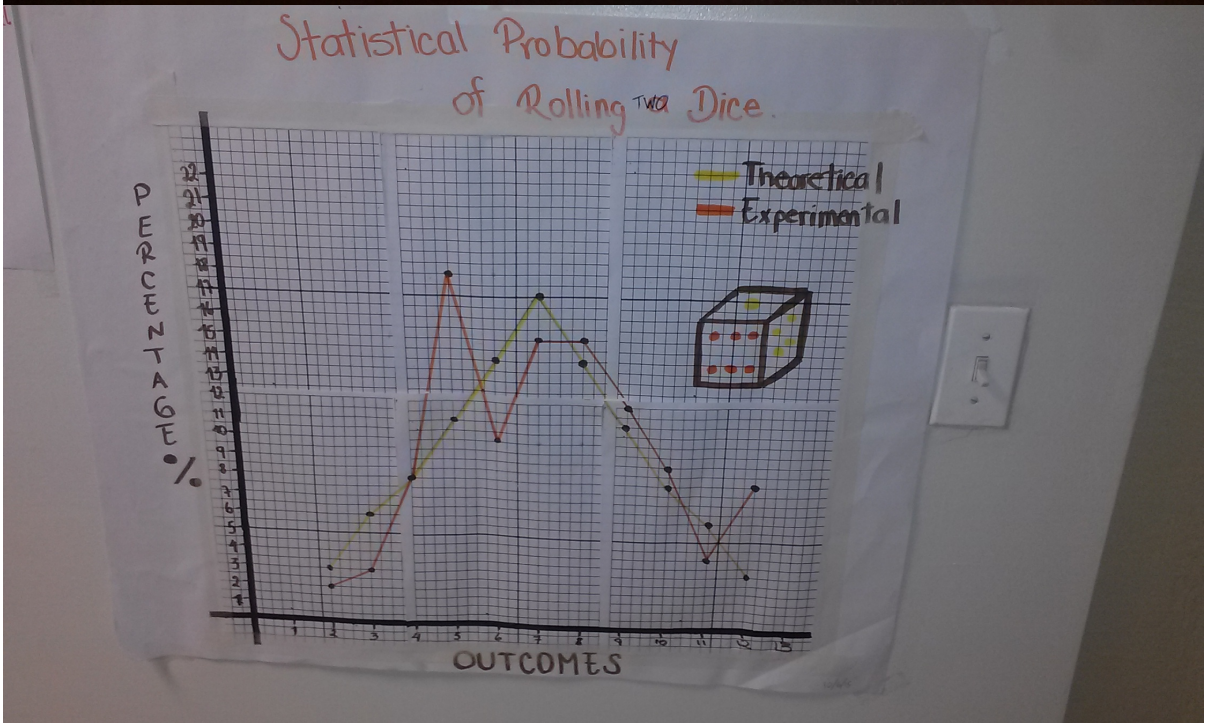
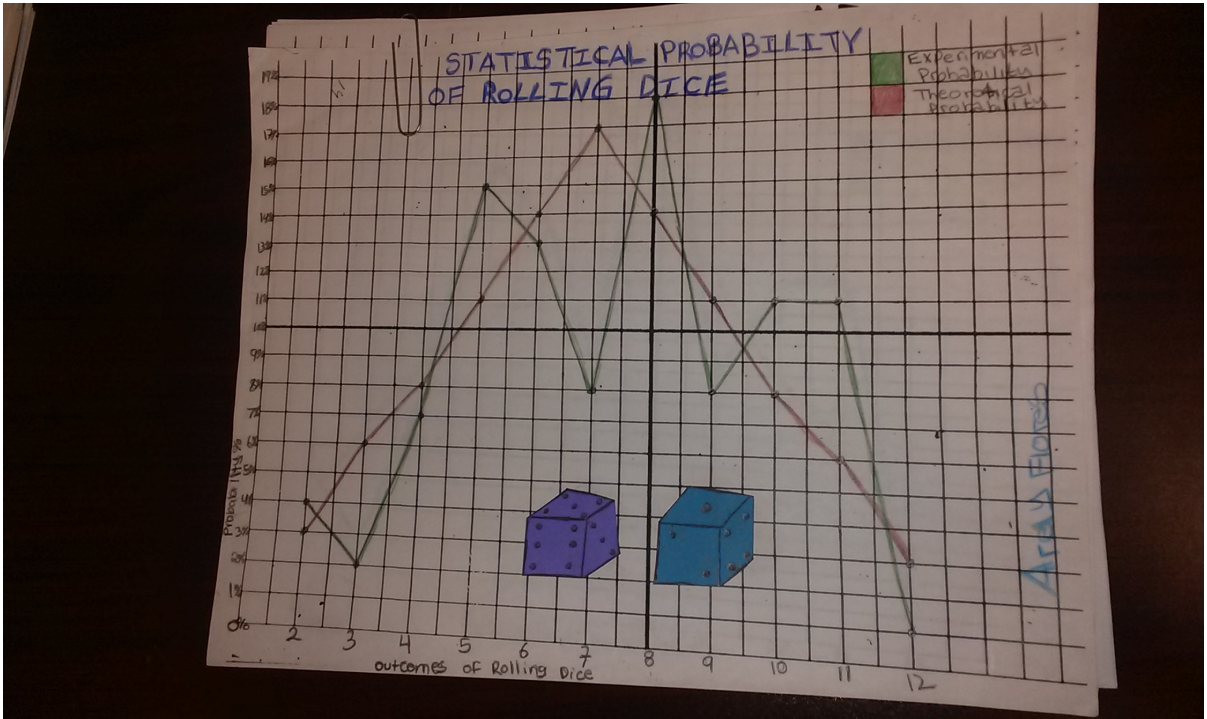
Hi guys. Great to meet and work with you today.

Below are some photos of the group probability projects we did in my pre-HSE classes so far this term.

- We calculated Theoretical Probability of rolling a pair of dice.
- Then we did experimental trials and calculated our class Experimental Probability.
- Then we graphed both to look for the Correlation.
- We also discussed graphing skills/domain/range; drawing cubes with parallel lines; changing fractions to percents.

I think you get the idea...







# Statistical Probability of Rolling Dice

## Theoretical Probability

Chances of rolling a

$$2: \frac{1}{36} = 3\%$$

$$3: \frac{2}{36} = 6\%$$

$$4: \frac{3}{36} = 8\%$$

$$5: \frac{4}{36} = 11\%$$

$$6: \frac{5}{36} = 14\%$$

$$7: \frac{6}{36} = 17\%$$

$$8: \frac{5}{36} = 14\%$$

$$9: \frac{4}{36} = 11\%$$

$$10: \frac{3}{36} = 8\%$$

$$11: \frac{2}{36} = 6\%$$

$$12: \frac{1}{36} = 3\%$$

## Experimental Probability

# of trials: 32

$$2: \frac{1}{32} = 3\%$$

$$3: \frac{2}{32} = 6\%$$

$$4: \frac{4}{32} = 13\%$$

$$5: \frac{8}{32} = 25\%$$

$$6: \frac{1}{32} = 4\%$$

$$7: \frac{5}{32} = 16\%$$

$$8: \frac{3}{32} = 9\%$$

$$9: \frac{4}{32} = 13\%$$

$$10: \frac{3}{32} = 9\%$$

$$11: \frac{1}{32} = 3\%$$

$$12: \frac{0}{32} = 0$$



9, 4, 7, 8, 5, 5, 5, 5, 4, 3, 11.  
7, 5, 8, 10, 7, 5, 5, 4, 5, 4, 3.  
6, 7, 8, 10, 9, 9, 10, 9, 7, 2

Sep. 23  
Leslie  
Ausencia  
Yuyan